

1.8M COLOUR CHANGING POP UP CHRISTMAS TREE

Instruction Manual
PLU-150559



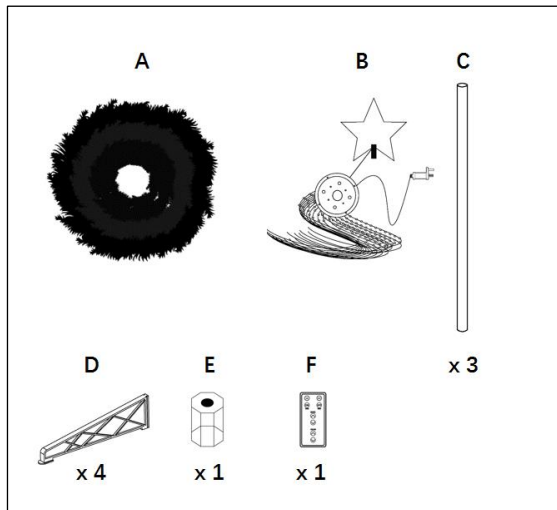
INFORMATION

Please read the following carefully to ensure the safe and satisfactory operation of this product. Please retain this instruction manual for future reference.

ASSEMBLY INSTRUCTION:

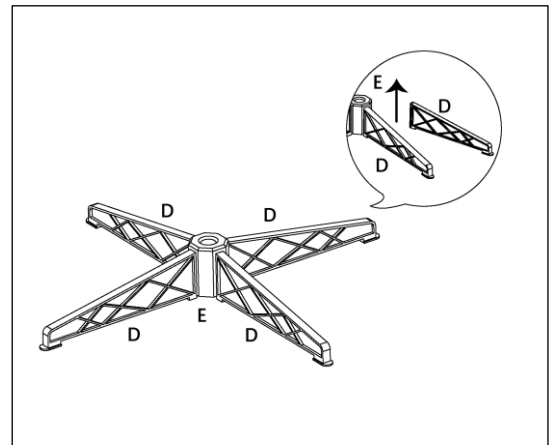
- Insert the 4 base stands (D) into the base column (E). See image ①.
- Connect the three poles (C) together. Insert the long pole into image ①. See image ②.
- Loop the pine needle tree on to the top of the pole in image ②. See image ③
- Slip the disc sensor in (B) onto the top of the rod, Insert the plastic star into the top of the pole and let the string of lights on (B) hang down naturally. See image ④.

①

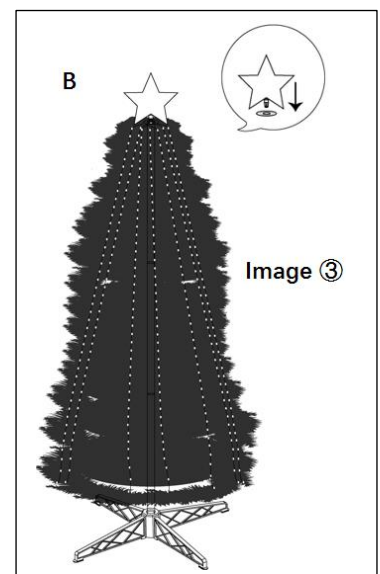

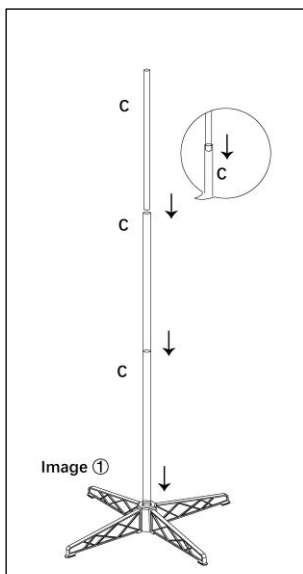


②

③



④





For your safety:

- This product can be used indoors only.
- Do not connect the product to the power supply whilst the product is still in the packaging.
- Carefully remove from packaging, taking care not to damage or twist the cord(s) before use.
- Do not allow any part of the product to come into contact to excessive heat or a naked flame.
- Do not secure the cord with staples or nails.
- Ensure that the cable(s) are fully extended and positioned where they will not become damaged or present a tripping hazard.
- Do not connect this product electrically to any other product.
- Always unplug the product when not in use.
- Do not overload wall sockets.
- Before storage, make sure the area is dry. Avoid any damp, wet or humid areas.
- If the transformer and/or the article are damaged or do not work properly, the whole article should be disposed of.
- Used products should be disposed of in an environmentally friendly manner - Please use existing collection points or special waste dumps for this purpose.
- Keep out of reach of children.
- Keep a free flow of air around the plug/transformer.

WARNING

THIS PRODUCT IS NOT A TOY.

- For decorative use only.

Keep out of reach of babies, young children and pets due to small parts that may cause a choking hazard.

Keep away from fire.

Please retain for future reference.

About your product:

Cable length from transformer to first LED bulb: 5M (approx.)

Non-replaceable LED bulbs: 3V 0.015W

Transformer rating: 5V 10W

(Indoor Transformer)



Ogalas ULC
Unit 4 Parkway House
Ballymount Drive
Dublin
D12 ECR9