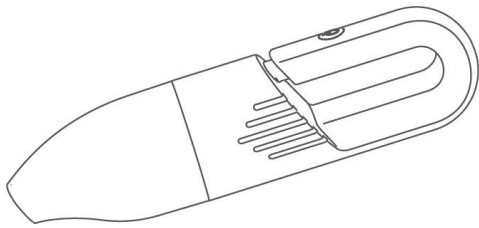




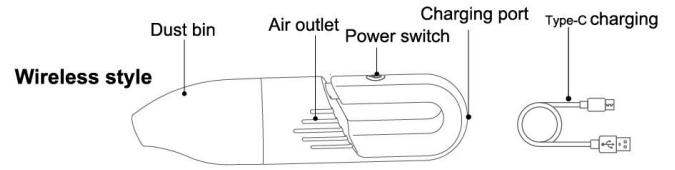
COMPACT CORDLESS CAR VACUUM CLEANER



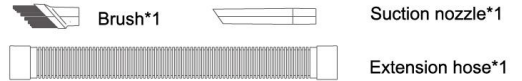
Ogalas ULC, Unit 4 Parkway House, Ballymount Drive, Dublin, D12 ECR9
Please read the manual carefully before using the product and keep it properly.



Product Brief Introduction



Fittings



Use of fittings



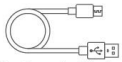
1. Suction nozzle: to remove dust from doors, boots, seats, mats, and center console

2. Brush: double function of absorbing and wiping. Suitable for removing dust from dashboard, air vents etc.



3. Extension hose: Strong and tough. It can twist at any angle, and it can clean all kinds of hard to reach corners in combination with the other fittings

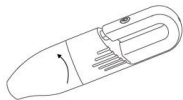
Instructions for Use



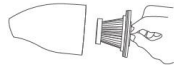
1. Connect the charger to fully charge the battery.



2. Connect the corresponding fittings according to the use situation, and gently move the switch back and forth with fingers (forward and backwards)



3. Rotate the dust bin counterclockwise to remove the hood and take out the bin



4. Take the filter out of the bin hood and wipe gently with slightly wet cloth or rinse the filter screen with clean, running water. After washing, leave to air dry fully before use

Product Parameter

Voltage	Power	Texture	Capacity	Power Source
7.4volts	About 50W	ABS	About 125ML	USB charging line

Warnings

- When using the vacuum cleaner for the first time, please carefully check whether the parts are in good condition including the switch and make sure there is no damage to the wire
- Please carefully read this operation manual, and try to use the original spare parts of the company instead of other spare parts.
- If the vacuum cleaner does not have the integrated bin and the filter screen, or it is damaged or partially damaged, please do not use it and replace it in time, otherwise the product will be damaged.
- When using the vacuum cleaner, try to keep loose clothes, hair and fingers away from the dust inlet. Keep away from fire and burning/smoking items such as vapes, cigarette butts, paper, charcoal .etc.
- Do not clean the vacuum cleaner with severely corrosive liquid, such as white spirits etc.
- Please keep away from inflammable and explosive objects or liquids.